



# THIS IS US

## How The Average American Spends Their Leisure Time Per Day



5 hours & 16 minutes

#1  
Watching Video  
2:50  
(54%)

#5  
Reading for  
Personal Interest  
0:16  
(5%)

#7  
Computer Use  
for Leisure  
0:11  
(3%)

#9  
Arts & Entertainment  
0:06  
(2%)


#2  
Socializing & Communicating  
0:38  
(12%)

#4  
Playing Games  
0:17  
(5%)

#8  
Other  
0:09  
(3%)

#6  
Travel Related to  
Leisure & Sports  
0:11  
(4%)

#3T  
Sports, Exercise  
& Recreation  
0:19  
(6%)



#3T  
Relaxing  
0:19  
(6%)

